



SUPPORT CLASS RESULTS

AUSTRALIAN SUPERBIKE

Qualifying 2

Date: 20/02/15
 Event: Q06
 Weather: Sunny - Temp: 22.1C
 Track: Dry - Temp: 45.5C

Started at: 16:55:01
 Laps: 30 Min
 Starters: 34
 Printed at: 17:31

PROVISIONAL CLASSIFICATION

Pos	No	Gr	Name	Machine	Fastest Lap	On Lap	Behind Prev	Behind Leader	Top Speed
1	27	A	Jamie STAUFFER (NSW) / Team Honda Racing	Honda CBR RR SP	1:33.054	8 of 16			288
2	16	A	Josh HOOK (NSW) / Team Honda Racing	Honda CBR RR SP	1:33.667	13 of 13	.613	.613	285
3	17	A	Troy HERFOSS (NSW) / Team Honda Racing	Honda CBR RR SP	1:34.196	12 of 17	.529	1.142	280
4	25	A	Daniel FALZON (SA) / JD Racing / Caterpillar	Yamaha YZF-R1	1:34.308	7 of 9	.112	1.254	292
5	26	A	Sean CONDON (NSW) / Bikebiz / Ipone / Swann Insurance Racing	Kawasaki ZX10R	1:34.313	9 of 9	.005	1.259	288
6	38	A	Linden MAGEE (QLD) / LMR BMW	BMW HP4	1:34.666	11 of 16	.353	1.612	286
7	46	A	Michael JONES (QLD) / Australian Outdoor Living / Cube Racing Team	Kawasaki ZX10R	1:35.300	11 of 16	.634	2.246	287
8	88	A	Sloan FROST (NZ) / Next Gen Motorsports	BMW S RR	1:35.305	11 of 16	.005	2.251	290
9	19	A	Phil LOVETT (NSW) / Cessnock M-cycles	Kawasaki ZX10R	1:36.051	4 of 12	.746	2.997	274
10	96	A	Mathew HARDING (NSW) / K&R Hydraulics / Kawasaki Connection	Kawasaki ZX10R	1:36.512	4 of 10	.461	3.458	286
11	18	A	Ben HENRY (QLD) / Australian Outdoor Living / Motul / Pirelli / Leda	Kawasaki ZX10R	1:36.539	7 of 10	.027	3.485	282
12	60	A	Ben BURKE (NSW) / SA Kawasaki / BC Performance	Kawasaki ZX10R	1:37.124	17 of 17	.585	4.070	284
13	84	A	Nathan JONES (VIC) / 3J Racing / Glythan	Kawasaki ZX10R	1:37.643	11 of 16	.519	4.589	278
14	24	A	Chas HERN (VIC) / EBR Australia	EBR RX	1:37.809	8 of 11	.166	4.755	267
15	86	A	Tyson JONES (VIC) / 3J Racing / Glythan	Kawasaki ZX10R	1:38.054	10 of 16	.245	5.000	271
16	74	A	Paul SIMONSON (VIC) / Race Center / Acclaim Accident Repair	Aprilia RSV4	1:38.158	10 of 11	.104	5.104	273
17	81	A	Chris PERINI (NSW) / Ramico Racing	Ducati Panigale	1:38.619	13 of 14	.461	5.565	271
18	77	A	Adam SENIOR (WA) / Boreclean / Silkolene	Suzuki GSX-R	1:38.653	15 of 15	.034	5.599	275
19	89	A	Ryan HAMPTON (NZ) / Next Gen Motorsports	BMW S RR	1:38.904	11 of 17	.251	5.850	280
20	3	B	David BARKER (VIC)	Kawasaki ZX10R	1:39.081	12 of 14	.177	6.027	276
21	98	A	Evan BYLES (SA) / SA Kawasaki / BC Performance	Kawasaki ZX10R	1:39.318	14 of 15	.237	6.264	273
22	11	C	Philip CZAJ (VIC) / 4SR Australia / CR Shop	Aprilia RSV4 F	1:40.235	8 of 9	.917	7.181	263
23	23	B	Peter BERRY (VIC)	Kawasaki ZX10R	1:40.254	15 of 15	.019	7.200	278
24	42	B	Jason IVKOVIC (SA) / Ivko Racing / Edlan Freight / RTC Group	Suzuki GSX-R	1:40.567	15 of 17	.313	7.513	273
25	55	C	Colin BROOKS (VIC) / Arc Electrical	Aprilia RSV4	1:40.695	12 of 15	.128	7.641	260
26	99	B	Sophie LOVETT (NSW)	Kawasaki ZX10R	1:40.849	13 of 14	.154	7.795	265

Scott Laing
 Chief Time Keeper - Scott Laing

Tom Williams
 Clerk of Course - Tom Williams



Computime Race Timing Systems Pty Ltd © 1996
 Licensed to Computime Race Timing Systems
COMPUTIME RACE TIMING SYSTEMS PTY LTD
www.computime.com.au

9 Timber Lane, Glen Waverley Vic 3150. Ph: 0418 17 13 17

E-mail: scott@computime.com.au





SUPPORT CLASS RESULTS

AUSTRALIAN SUPERBIKE

Qualifying 2

Date: 20/02/15
 Event: Q06
 Weather: Sunny - Temp: 22.1C
 Track: Dry - Temp: 45.5C


Started at: 16:55:01
 Laps: 30 Min
 Starters: 34
 Printed at: 17:31

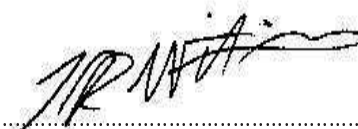
PROVISIONAL CLASSIFICATION

Pos	No	Gr	Name	Machine	Fastest Lap	On Lap	Behind Prev	Behind Leader	Top Speed
27	78	C	Nathan SPITERI (VIC) / Livson Construction Services	Honda CBR RR SP	1:41.409	16 of 16	.560	8.355	266
28	20	B	Stephen MION (VIC) / Bulleen Health and Fitness	Kawasaki ZX10R	1:41.462	13 of 14	.053	8.408	267
29	21	B	Ashley FLEMING (WA) / Rick Gill's M-cycles	Suzuki GSX-R	1:41.656	4 of 9	.194	8.602	273
30	65	D	Clint MASTERTON (NSW) / Sydney Showers / Sydney Seadoo	Kawasaki ZX10R	1:43.330	11 of 11	1.674	10.276	246
31	33	B	Richard ELLIS (VIC) / CFA Recruitment / iMoto / Nzi Helmets	BMW S RR	1:44.090	2 of 5	.760	11.036	268
32	12	C	Gary SMITH (SA) / Yamaha World / Dunlop / Ipone	Kawasaki ZX10R	1:44.704	4 of 16	.614	11.650	262
33	73	B	Tony KEOGH (WA) / Penrite Oil / Chain Reaction M-cycles	BMW SRR	1:45.036	11 of 11	.332	11.982	265
34	53	C	Michael MORALEE (WA)	BMW S RR	1:46.687	5 of 7	1.651	13.633	257

Current best lap for SBK class - 1:32.274 by Wayne MAXWELL (VIC) on a Suzuki GSX-R set on 05/10/13

The results are provisional until the end of the time limit for protests and appeals.


 Chief Time Keeper - Scott Laing


 Clerk of Course - Tom Williams



Computime Race Timing Systems Pty Ltd © 1996
 Licensed to Computime Race Timing Systems
COMPUTIME RACE TIMING SYSTEMS PTY LTD
www.computime.com.au

9 Timber Lane, Glen Waverley Vic 3150. Ph: 0418 17 13 17

E-mail: scott@computime.com.au





SUPPORT CLASS RESULTS

AUSTRALIAN SUPERBIKE

Qualifying 2

Date: 20/02/15
 Event: Q06
 Weather: Sunny - Temp: 22.1C
 Track: Dry - Temp: 45.5C

Started at: 16:55:01
 Laps: 30 Min
 Starters: 34
 Printed at: 17:31

PROVISIONAL LAP TIMES

No	Name	Lap 1	Lap 2	Lap 3	Lap 4	Lap 5	Lap 6	Lap 7	Lap 8	Lap 9	Lap 10
3	David BARKER (VIC)	1:51.552	1:40.927	1:40.474	1:41.036	1:40.515	1:40.865	7:48.574	1:49.349	1:39.921	1:39.443
		10	1:39.926	1:39.081	1:47.570	1:41.432					
11	Philip CZAJ (VIC)	1:48.772	1:40.924	2:06.550	1:48.618	1:40.255	1:40.339	1:41.100	1:40.235	3:14.500	
12	Gary SMITH (SA)	1:56.665	1:46.327	1:46.372	1:44.704	1:46.685	1:45.869	1:45.875	1:44.711	1:46.036	1:45.031
		10	1:45.629	1:46.771	1:46.422	1:45.291	1:46.504	1:45.821			
16	Josh HOOK (NSW)	1:45.843	1:35.010	1:35.658	1:34.684	4:17.183	1:42.310	1:34.318	1:34.256	1:33.687	1:34.159
		10	1:34.036	1:33.948	1:33.667						
17	Troy HERFOSS (NSW)	1:45.238	1:34.923	1:35.574	1:34.722	4:33.489	1:42.292	1:34.275	1:35.701	1:34.950	1:34.284
		10	1:34.234	1:34.196	1:34.482	1:34.318	1:34.262	2:45.399	1:43.215		
18	Ben HENRY (QLD)	1:47.098	1:38.260	1:38.921	15:30.849	1:46.383	1:36.946	1:36.539	1:36.643	1:36.554	1:36.892
19	Phil LOVETT (NSW)	1:46.963	1:36.899	1:36.223	1:36.051	1:37.639	9:19.181	1:52.791	1:37.723	1:36.292	1:36.275
		10	1:36.422	1:36.588							
20	Stephen MION (VIC)	1:53.657	1:44.225	1:43.617	1:43.445	1:42.734	1:44.461	1:43.142	1:41.476	1:41.496	1:41.868
		10	1:41.500	1:42.384	1:41.462	1:41.846					
21	Ashley FLEMING (WA)	1:53.904	1:43.619	1:45.229	1:41.656	1:42.466	1:42.008	3:21.073	1:57.145	1:49.172	
23	Peter BERRY (VIC)	1:55.992	1:42.089	1:40.935	1:41.208	1:41.415	1:41.509	1:41.518	1:41.130	1:41.099	4:13.375
		10	1:53.917	1:41.336	1:40.883	1:41.909	1:40.254				
24	Chas HERN (VIC)	1:47.759	1:38.537	1:38.451	1:38.408	4:59.579	1:52.841	1:38.756	1:37.809	1:37.962	1:38.159
		10	4:25.857								
25	Daniel FALZON (SA)	1:49.675	1:36.613	1:37.237	3:53.382	1:52.513	1:37.098	1:34.308	1:35.631	1:34.531	
26	Sean CONDON (NSW)	1:52.046	1:36.099	1:34.952	1:34.658	1:34.749	3:49.460	1:51.002	1:34.544	1:34.313	
27	Jamie STAUFFER (NSW)	1:43.835	1:34.458	1:34.319	4:19.851	2:19.493	1:54.998	1:35.270	1:33.054	3:22.354	1:53.551
		10	1:35.536	1:33.454	1:34.268	1:35.045	1:33.884	1:33.944			
33	Richard ELLIS (VIC)	1:58.072	1:44.090	1:45.303	1:46.040	1:46.286					
38	Linden MAGEE (QLD)	1:45.643	1:35.667	1:35.276	1:35.136	4:09.403	1:44.845	1:35.301	1:35.224	1:35.295	1:35.018
		10	1:34.666	3:45.046	1:49.199	1:35.690	1:35.722	1:35.089			
42	Jason IVKOVIC (SA)	1:55.485	1:45.202	1:43.667	1:43.242	1:42.843	1:42.919	1:42.900	1:42.200	1:42.020	2:20.775
		10	1:53.430	1:42.201	1:41.826	1:41.681	1:40.567	1:41.292	1:40.835		
46	Michael JONES (QLD)	1:45.416	1:36.428	1:35.630	1:35.496	1:35.656	3:53.725	1:51.151	1:35.480	1:35.321	1:36.528
		10	1:35.300	1:35.923	1:35.691	1:35.665	1:37.529	1:36.202			
53	Michael MORALEE (WA)	1:58.509	1:47.696	1:48.120	1:47.067	1:46.687	1:48.827	1:47.486			
55	Colin BROOKS (VIC)	1:51.423	1:44.360	1:44.935	1:42.614	1:43.301	1:41.436	1:42.118	1:41.680	1:42.197	1:43.345
		10	1:41.060	1:40.695	1:41.331	1:41.019	1:41.601				
60	Ben BURKE (NSW)	1:49.421	1:39.511	2:51.622	1:45.503	1:38.047	1:38.076	1:41.370	1:37.529	1:37.417	1:37.301
		10	1:37.248	3:33.842	1:50.886	1:38.370	1:37.778	1:37.250	1:37.124		
65	Clint MASTERTON (NSW)	1:55.697	1:44.810	1:45.824	1:44.077	1:45.179	1:46.827	1:44.441	1:44.734	1:44.754	1:43.788

Chief Time Keeper - Scott Laing

Clerk of Course - Tom Williams



Computime Race Timing Systems Pty Ltd © 1996
 Licensed to Computime Race Timing Systems
COMPUTIME RACE TIMING SYSTEMS PTY LTD
www.computime.com.au

9 Timber Lane, Glen Waverley Vic 3150. Ph: 0418 17 13 17

E-mail: scott@computime.com.au





SUPPORT CLASS RESULTS

AUSTRALIAN SUPERBIKE

Qualifying 2

Date: 20/02/15
 Event: Q06
 Weather: Sunny - Temp: 22.1C
 Track: Dry - Temp: 45.5C

Started at: 16:55:01
 Laps: 30 Min
 Starters: 34
 Printed at: 17:31

PROVISIONAL LAP TIMES

No	Name	Lap 1	Lap 2	Lap 3	Lap 4	Lap 5	Lap 6	Lap 7	Lap 8	Lap 9	Lap 10
		10	1:43.330								
73	Tony KEOGH (WA)	1:55.062	1:45.689	1:47.086	1:46.431	1:47.492	3:58.579	1:55.263	1:45.997	4:30.455	1:55.599
		10	1:45.036								
74	Paul SIMONSON (VIC)	1:46.693	1:39.058	1:38.744	1:38.657	1:39.414	5:25.363	1:54.157	1:38.935	1:38.323	1:38.158
		10	1:38.542								
77	Adam SENIOR (WA)	1:52.283	1:40.400	1:40.394	1:39.725	1:46.760	1:40.165	1:39.446	3:51.666	1:56.050	1:40.097
		10	1:39.595	2:38.118	1:50.863	1:38.911	1:38.653				
78	Nathan SPITERI (VIC)	1:59.363	1:44.890	1:43.872	1:42.908	1:42.781	1:42.778	5:05.111	1:52.057	1:43.129	1:42.094
		10	2:00.461	1:43.167	1:42.012	1:41.542	1:41.495	1:41.409			
81	Chris PERINI (NSW)	2:05.086	1:41.423	1:41.394	1:40.480	6:14.155	1:53.461	1:39.054	1:38.691	1:39.721	1:39.034
		10	4:23.052	1:48.374	1:38.619	1:38.750					
84	Nathan JONES (VIC)	1:50.056	1:38.168	1:38.893	1:38.398	1:41.083	3:28.038	1:48.759	1:39.625	1:37.921	1:38.118
		10	1:37.643	1:37.705	1:37.648	1:38.438	1:37.984	1:37.951			
86	Tyson JONES (VIC)	1:52.081	1:39.286	1:40.081	1:38.637	1:38.414	1:38.738	2:57.599	1:48.955	1:38.636	1:38.054
		10	1:38.605	1:39.135	3:08.907	1:54.041	1:39.089	1:38.855			
88	Sloan FROST (NZ)	1:50.562	1:36.918	1:37.678	1:36.463	5:40.559	1:48.021	1:39.840	1:35.790	1:35.372	1:35.472
		10	1:35.305	1:42.113	1:35.920	1:35.877	1:47.291	1:35.477			
89	Ryan HAMPTON (NZ)	1:55.787	1:41.968	1:41.010	3:02.844	1:50.155	1:40.847	1:39.965	1:39.233	1:39.384	1:39.531
		10	1:38.904	1:39.249	1:39.453	1:39.177	1:39.855	1:40.097	1:40.018		
96	Mathew HARDING (NSW)	1:45.621	1:36.731	1:37.700	1:36.512	1:36.883	3:26.372	1:59.298	1:37.628	1:37.749	2:39.101
98	Evan BYLES (SA)	1:52.882	1:41.032	1:41.197	1:41.101	1:40.634	1:40.950	5:01.725	2:48.046	1:51.938	1:40.324
		10	1:41.146	1:39.847	1:39.497	1:39.318	1:39.464				
99	Sophie LOVETT (NSW)	1:55.919	1:44.726	1:42.877	1:42.693	1:41.596	2:54.636	1:54.073	6:56.033	1:51.569	1:42.623
		10	1:41.749	1:41.016	1:40.849	1:40.928					

The results are provisional until the end of the time limit for protests and appeals.

Chief Time Keeper - Scott Laing

Clerk of Course - Tom Williams



Computime Race Timing Systems Pty Ltd © 1996
 Licensed to Computime Race Timing Systems
COMPUTIME RACE TIMING SYSTEMS PTY LTD
www.computime.com.au

9 Timber Lane, Glen Waverley Vic 3150. Ph: 0418 17 13 17

E-mail: scott@computime.com.au





SUPPORT CLASS RESULTS

AUSTRALIAN SUPERBIKE

Qualifying 2

Date: 20/02/15
 Event: Q06
 Weather: Sunny - Temp: 22.1C
 Track: Dry - Temp: 45.5C

Started at: 16:55:01
 Laps: 30 Min
 Starters: 34
 Printed at: 17:31

PROVISIONAL SPLIT TIMES

Lap	Split 1	Split 2	Split 3	Split 4	Lap Time	Spd	Lap	Split 1	Split 2	Split 3	Split 4	Lap Time	Spd
3 David BARKER (VIC) (20th)							16	25.315	31.297	20.000	29.209	1:45.821	247
1	33.595	30.199	19.482	28.276	1:51.552		16 Josh HOOK (NSW) (2nd)						
2	23.953	29.320	19.415	28.239	1:40.927	276	1	31.434	28.855	18.597	26.957	1:45.843	
3	24.057	29.258	19.455	27.704	1:40.474	273	2	23.024	27.607	17.908	26.471	1:35.010	283
4	24.170	29.559	19.334	27.973	1:41.036	273	3	23.307	27.678	18.067	26.606	1:35.658	276
5	24.306	29.313	19.016	27.880	1:40.515	257	4	22.796	27.398	17.919	26.571	1:34.684	282
6	23.925	29.046	19.629	28.265	1:40.865	271	5	22.982	27.488	18.513	3:08.200	4:17.183	273
7	23.839	29.206	19.614	6:35.915	7:48.574	272	6	28.785	28.629	18.407	26.489	1:42.310	
8	31.771	30.058	19.502	28.018	1:49.349		7	22.609	27.231	18.108	26.370	1:34.318	281
9	23.863	29.023	19.171	27.864	1:39.921	273	8	22.570	27.498	17.885	26.303	1:34.256	281
10	23.880	28.972	19.031	27.560	1:39.443	267	9	22.441	27.225	17.834	26.187	1:33.687	283
11	23.768	28.764	19.029	28.365	1:39.926	275	10	22.395	27.095	18.114	26.555	1:34.159	285
12	23.765	28.659	18.931	27.726	1:39.081	273	11	22.507	27.232	17.853	26.444	1:34.036	278
13	25.663	33.103	20.805	27.999	1:47.570	274	12	22.493	27.208	17.851	26.396	1:33.948	281
14	24.071	29.458	19.830	28.073	1:41.432	269	13	22.436	27.232	17.802	26.197	1:33.667	283
11 Philip CZAJ (VIC) (22th)							17 Troy HERFOSS (NSW) (3rd)						
1	31.692	29.656	19.148	28.276	1:48.772		1	30.944	29.007	18.524	26.763	1:45.238	
2	23.996	29.231	19.539	28.158	1:40.924	263	2	23.107	27.636	17.811	26.369	1:34.923	271
3	23.989	29.537	20.105	52.919	2:06.550	263	3	23.160	27.323	18.065	27.026	1:35.574	266
4	31.209	29.678	19.225	28.506	1:48.618		4	22.951	27.351	18.030	26.390	1:34.722	271
5	24.025	29.085	19.078	28.067	1:40.255	258	5	22.683	27.410	17.872	3:25.524	4:33.489	273
6	24.208	29.250	19.040	27.841	1:40.339	258	6	29.386	28.082	18.138	26.686	1:42.292	
7	24.066	29.557	19.537	27.940	1:41.100	261	7	22.595	27.467	17.746	26.467	1:34.275	276
8	24.043	29.094	19.111	27.987	1:40.235	258	8	23.225	27.749	17.914	26.813	1:35.701	280
9	24.020	29.116	19.666	2:01.698	3:14.500	259	9	22.582	27.541	17.953	26.874	1:34.950	277
12 Gary SMITH (SA) (32th)							10	22.620	27.231	17.831	26.602	1:34.284	277
1	35.142	32.281	20.454	28.788	1:56.665		11	22.514	27.260	17.902	26.558	1:34.234	278
2	25.190	31.325	20.783	29.029	1:46.327	259	12	22.396	27.379	17.859	26.562	1:34.196	280
3	25.742	31.857	20.121	28.652	1:46.372	255	13	22.587	27.272	17.921	26.702	1:34.482	278
4	25.516	30.924	19.774	28.490	1:44.704	262	14	22.644	27.171	17.845	26.658	1:34.318	278
5	25.702	31.452	20.552	28.979	1:46.685	253	15	22.497	27.247	17.904	26.614	1:34.262	277
6	25.471	31.054	20.209	29.135	1:45.869	250	16	22.545	27.234	20.408	1:35.212	2:45.399	279
7	25.608	30.674	20.446	29.147	1:45.875	249	17	29.450	28.339	18.601	26.825	1:43.215	
8	25.200	30.506	19.680	29.325	1:44.711	254	18 Ben HENRY (QLD) (11th)						
9	25.554	31.385	20.470	28.627	1:46.036	237	1	31.340	29.678	18.733	27.347	1:47.098	
10	25.393	30.693	19.843	29.102	1:45.031	244	2	24.037	28.407	18.636	27.180	1:38.260	282
11	25.218	31.171	20.473	28.767	1:45.629	248	3	23.667	28.949	18.850	27.455	1:38.921	278
12	25.458	31.657	20.341	29.315	1:46.771	253	4	23.293	28.446	18.723	14:20.387	15:30.849	276
13	25.971	31.274	20.122	29.055	1:46.422	239	5	31.260	28.961	18.744	27.418	1:46.383	
14	25.653	30.394	19.873	29.371	1:45.291	232	6	23.193	28.174	18.441	27.138	1:36.946	278
15	25.853	30.946	19.936	29.769	1:46.504	260							

Chief Time Keeper - Scott Laing

Clerk of Course - Tom Williams



Computime Race Timing Systems Pty Ltd © 1996
 Licensed to Computime Race Timing Systems
COMPUTIME RACE TIMING SYSTEMS PTY LTD
www.computime.com.au

9 Timber Lane, Glen Waverley Vic 3150. Ph: 0418 17 13 17

E-mail: scott@computime.com.au





SUPPORT CLASS RESULTS

AUSTRALIAN SUPERBIKE

Qualifying 2

Date: 20/02/15
 Event: Q06
 Weather: Sunny - Temp: 22.1C
 Track: Dry - Temp: 45.5C

Started at: 16:55:01
 Laps: 30 Min
 Starters: 34
 Printed at: 17:31

PROVISIONAL SPLIT TIMES

Lap	Split 1	Split 2	Split 3	Split 4	Lap Time	Spd	Lap	Split 1	Split 2	Split 3	Split 4	Lap Time	Spd
7	23.096	27.995	18.363	27.085	1:36.539	278	8	33.402	34.877	19.696	29.170	1:57.145	
8	23.083	28.011	18.318	27.231	1:36.643	277	9	24.767	33.611	20.612	30.182	1:49.172	263
9	23.165	28.294	18.343	26.752	1:36.554	280							
10	23.054	27.879	18.692	27.267	1:36.892	278							
19 Phil LOVETT (NSW) (9th)							23 Peter BERRY (VIC) (23th)						
1	31.214	29.476	18.826	27.447	1:46.963		1	37.187	30.453	19.673	28.679	1:55.992	
2	23.416	28.286	18.244	26.953	1:36.899	270	2	24.712	29.927	19.276	28.174	1:42.089	264
3	23.256	27.864	18.167	26.936	1:36.223	271	3	24.436	29.476	19.361	27.662	1:40.935	273
4	22.920	28.028	18.159	26.944	1:36.051	271	4	24.375	29.496	19.247	28.090	1:41.208	278
5	22.998	28.284	18.529	27.828	1:37.639	271	5	24.673	29.263	19.455	28.024	1:41.415	271
6	24.454	1:10.921	28.709	7:15.097	9:19.181	266	6	24.525	29.374	19.424	28.186	1:41.509	269
7	34.271	31.271	19.474	27.775	1:52.791		7	24.297	29.405	19.662	28.154	1:41.518	271
8	23.536	28.634	18.596	26.957	1:37.723	271	8	24.511	29.459	19.313	27.847	1:41.130	268
9	22.924	28.097	18.215	27.056	1:36.292	273	9	24.386	29.424	19.319	27.970	1:41.099	272
10	22.949	28.098	18.199	27.029	1:36.275	274	10	24.552	29.586	20.003	2:59.234	4:13.375	272
11	23.065	28.150	18.093	27.114	1:36.422	272	11	35.134	30.682	19.597	28.504	1:53.917	
12	23.079	28.137	18.390	26.982	1:36.588	270	12	24.457	29.403	19.471	28.005	1:41.336	271
							13	24.163	29.126	19.578	28.016	1:40.883	272
							14	24.898	29.373	19.472	28.166	1:41.909	276
							15	24.197	29.008	19.309	27.740	1:40.254	267
20 Stephen MION (VIC) (28th)							24 Chas HERN (VIC) (14th)						
1	32.739	31.285	20.449	29.184	1:53.657		1	31.237	30.132	19.118	27.272	1:47.759	
2	25.039	30.398	19.961	28.827	1:44.225	255	2	23.734	28.827	18.597	27.379	1:38.537	267
3	24.772	30.566	19.718	28.561	1:43.617	259	3	23.953	28.659	18.587	27.252	1:38.451	262
4	24.550	29.983	20.326	28.586	1:43.445	267	4	23.751	28.430	18.521	27.706	1:38.408	262
5	25.089	29.886	19.572	28.187	1:42.734	257	5	24.012	29.304	18.898	3:47.365	4:59.579	259
6	24.655	31.001	20.389	28.416	1:44.461	262	6	36.077	29.725	19.106	27.933	1:52.841	
7	25.114	30.126	19.690	28.212	1:43.142	245	7	23.906	28.635	18.693	27.522	1:38.756	260
8	24.271	29.317	19.521	28.367	1:41.476	265	8	23.664	28.452	18.630	27.063	1:37.809	262
9	24.204	29.438	19.536	28.318	1:41.496	262	9	23.533	28.505	18.623	27.301	1:37.962	262
10	24.210	29.689	19.645	28.324	1:41.868	262	10	23.641	28.504	18.642	27.372	1:38.159	260
11	24.196	29.580	19.577	28.147	1:41.500	262	11	26.478	39.964	22.003	2:57.412	4:25.857	258
12	24.260	29.944	19.889	28.291	1:42.384	264							
13	24.403	29.447	19.505	28.107	1:41.462	267							
14	24.317	29.494	19.659	28.376	1:41.846	263							
21 Ashley FLEMING (WA) (29th)							25 Daniel FALZON (SA) (4th)						
1	33.145	31.668	20.216	28.875	1:53.904		1	33.283	29.456	19.148	27.788	1:49.675	
2	25.048	30.130	19.909	28.532	1:43.619	254	2	23.500	27.807	18.498	26.808	1:36.613	285
3	24.688	30.940	20.401	29.200	1:45.229	271	3	23.264	28.222	18.983	26.768	1:37.237	290
4	24.351	29.751	19.296	28.258	1:41.656	271	4	23.528	28.422	18.674	2:42.758	3:53.382	291
5	24.852	29.826	19.459	28.329	1:42.466	265	5	36.353	30.351	18.622	27.187	1:52.513	
6	24.510	29.821	19.386	28.291	1:42.008	270	6	23.142	28.042	19.207	26.707	1:37.098	286
7	24.637	30.000	19.600	2:06.836	3:21.073	273	7	22.764	27.408	18.081	26.055	1:34.308	286
							8	23.243	27.737	18.304	26.347	1:35.631	292
							9	22.511	27.400	18.023	26.597	1:34.531	287

Chief Time Keeper - Scott Laing

Clerk of Course - Tom Williams



Computime Race Timing Systems Pty Ltd © 1996
 Licensed to Computime Race Timing Systems
COMPUTIME RACE TIMING SYSTEMS PTY LTD
www.computime.com.au

9 Timber Lane, Glen Waverley Vic 3150. Ph: 0418 17 13 17

E-mail: scott@computime.com.au





SUPPORT CLASS RESULTS

AUSTRALIAN SUPERBIKE

Qualifying 2

Date: 20/02/15
 Event: Q06
 Weather: Sunny - Temp: 22.1C
 Track: Dry - Temp: 45.5C

Started at: 16:55:01
 Laps: 30 Min
 Starters: 34
 Printed at: 17:31

PROVISIONAL SPLIT TIMES

Lap	Split 1	Split 2	Split 3	Split 4	Lap Time	Spd	Lap	Split 1	Split 2	Split 3	Split 4	Lap Time	Spd
26 Sean CONDON (NSW) (5th)							7	22.805	27.615	18.100	26.781	1:35.301	279
1	34.427	31.365	19.041	27.213	1:52.046		8	22.714	27.695	18.190	26.625	1:35.224	281
2	23.094	27.832	18.474	26.699	1:36.099	281	9	22.680	27.725	18.199	26.691	1:35.295	279
3	22.724	27.738	17.942	26.548	1:34.952	283	10	22.610	27.659	18.074	26.675	1:35.018	285
4	22.876	27.424	17.871	26.487	1:34.658	283	11	22.815	27.417	18.001	26.433	1:34.666	278
5	22.728	27.729	17.865	26.427	1:34.749	283	12	23.102	27.642	18.091	2:36.211	3:45.046	281
6	23.735	29.451	19.556	2:36.718	3:49.460	286	13	35.585	28.606	18.345	26.663	1:49.199	
7	34.188	31.210	18.436	27.168	1:51.002		14	22.757	27.901	18.262	26.770	1:35.690	281
8	22.674	27.499	17.855	26.516	1:34.544	283	15	22.789	28.022	18.195	26.716	1:35.722	279
9	22.725	27.304	17.958	26.326	1:34.313	284	16	22.668	27.648	18.051	26.722	1:35.089	279
27 Jamie STAUFFER (NSW) (1st)							42 Jason IVKOVIC (SA) (24th)						
1	30.407	28.427	18.422	26.579	1:43.835		1	34.903	31.660	20.107	28.815	1:55.485	
2	22.662	27.323	17.941	26.532	1:34.458	278	2	25.190	30.828	20.125	29.059	1:45.202	255
3	22.433	27.335	17.999	26.552	1:34.319	276	3	25.325	30.321	19.546	28.475	1:43.667	244
4	25.950	31.997	19.631	3:02.273	4:19.851	276	4	24.822	30.258	19.798	28.364	1:43.242	257
5	37.400	37.236	27.067	37.790	2:19.493		5	24.727	29.936	19.681	28.499	1:42.843	263
6	25.297	33.894	28.728	27.079	1:54.998	242	6	24.736	30.223	19.380	28.580	1:42.919	257
7	22.261	27.087	17.910	28.012	1:35.270	277	7	24.852	30.040	19.563	28.445	1:42.900	251
8	22.115	27.025	17.697	26.217	1:33.054	281	8	24.571	29.927	19.288	28.414	1:42.200	264
9	23.983	38.287	23.260	1:56.824	3:22.354	281	9	24.685	29.976	19.288	28.071	1:42.020	265
10	31.636	31.221	24.508	26.186	1:53.551		10	24.438	29.902	19.398	1:07.037	2:20.775	267
11	22.281	27.986	18.305	26.964	1:35.536	284	11	34.212	30.915	19.622	28.681	1:53.430	
12	22.530	26.900	17.804	26.220	1:33.454	288	12	24.567	29.933	19.355	28.346	1:42.201	269
13	22.142	27.810	18.045	26.271	1:34.268	282	13	24.454	29.785	19.363	28.224	1:41.826	269
14	23.892	27.300	17.716	26.137	1:35.045	282	14	24.417	29.859	19.286	28.119	1:41.681	271
15	22.452	27.159	17.976	26.297	1:33.884	285	15	24.120	29.436	19.093	27.918	1:40.567	273
16	22.293	27.201	17.827	26.623	1:33.944	280	16	24.172	29.815	19.261	28.044	1:41.292	271
							17	24.066	29.535	19.295	27.939	1:40.835	272
33 Richard ELLIS (VIC) (31th)							46 Michael JONES (QLD) (7th)						
1	36.209	31.795	20.826	29.242	1:58.072		1	30.636	29.122	18.890	26.768	1:45.416	
2	24.814	30.211	20.159	28.906	1:44.090	268	2	22.993	28.144	18.280	27.011	1:36.428	286
3	24.659	31.019	20.414	29.211	1:45.303	254	3	22.611	27.776	18.342	26.901	1:35.630	287
4	25.174	31.102	20.792	28.972	1:46.040	260	4	23.085	27.709	18.145	26.557	1:35.496	280
5	25.527	30.709	20.314	29.736	1:46.286	252	5	22.859	27.928	18.161	26.708	1:35.656	284
38 Linden MAGEE (QLD) (6th)							6	23.086	29.359	19.107	2:42.173	3:53.725	285
1	31.329	28.994	18.445	26.875	1:45.643		7	36.832	28.741	18.644	26.934	1:51.151	
2	23.087	28.057	18.051	26.472	1:35.667	275	8	22.940	27.651	18.189	26.700	1:35.480	283
3	22.851	27.835	18.089	26.501	1:35.276	286	9	22.590	27.931	18.171	26.629	1:35.321	286
4	22.859	27.758	18.077	26.442	1:35.136	280	10	22.458	28.163	18.965	26.942	1:36.528	286
5	22.943	32.569	19.214	2:54.677	4:09.403	280	11	22.610	27.733	18.166	26.791	1:35.300	284
6	31.708	28.278	18.230	26.629	1:44.845		12	22.510	27.891	18.648	26.874	1:35.923	286

Chief Time Keeper - Scott Laing

Clerk of Course - Tom Williams



Computime Race Timing Systems Pty Ltd © 1996
 Licensed to Computime Race Timing Systems
COMPUTIME RACE TIMING SYSTEMS PTY LTD
www.computime.com.au

9 Timber Lane, Glen Waverley Vic 3150. Ph: 0418 17 13 17

E-mail: scott@computime.com.au





SUPPORT CLASS RESULTS

AUSTRALIAN SUPERBIKE

Qualifying 2

Date: 20/02/15
 Event: Q06
 Weather: Sunny - Temp: 22.1C
 Track: Dry - Temp: 45.5C

Started at: 16:55:01
 Laps: 30 Min
 Starters: 34
 Printed at: 17:31

PROVISIONAL SPLIT TIMES

Lap	Split 1	Split 2	Split 3	Split 4	Lap Time	Spd	Lap	Split 1	Split 2	Split 3	Split 4	Lap Time	Spd
13	22.568	27.816	18.396	26.911	1:35.691	286	12	23.787	29.650	19.882	2:20.523	3:33.842	283
14	22.647	27.684	18.228	27.106	1:35.665	285	13	34.022	29.945	19.180	27.739	1:50.886	
15	22.867	28.357	18.956	27.349	1:37.529	286	14	23.381	28.834	18.607	27.548	1:38.370	283
16	22.578	28.106	18.709	26.809	1:36.202	286	15	23.281	28.617	18.603	27.277	1:37.778	284
							16	23.272	28.339	18.303	27.336	1:37.250	281
							17	23.286	28.381	18.409	27.048	1:37.124	281
53 Michael MORALEE (WA) (34th)													
1	36.123	31.910	20.819	29.657	1:58.509								
2	26.322	31.606	20.465	29.303	1:47.696	247	65 Clint MASTERTON (NSW) (30th)						
3	26.041	31.807	20.514	29.758	1:48.120	251	1	35.255	30.914	20.322	29.206	1:55.697	
4	25.764	31.481	20.219	29.603	1:47.067	244	2	25.371	30.240	20.300	28.899	1:44.810	240
5	25.945	31.179	20.207	29.356	1:46.687	254	3	25.994	30.711	19.939	29.180	1:45.824	226
6	25.923	32.311	21.035	29.558	1:48.827	252	4	25.272	30.235	19.806	28.764	1:44.077	235
7	25.920	31.424	20.588	29.554	1:47.486	257	5	25.351	30.618	20.186	29.024	1:45.179	241
							6	26.246	31.480	20.156	28.945	1:46.827	233
55 Colin BROOKS (VIC) (25th)													
1	31.731	30.693	19.733	29.266	1:51.423		7	25.187	30.359	19.983	28.912	1:44.441	230
2	24.891	30.619	19.812	29.038	1:44.360	260	8	25.427	30.601	19.881	28.825	1:44.734	246
3	24.809	30.300	20.389	29.437	1:44.935	259	9	25.624	30.692	19.785	28.653	1:44.754	236
4	24.471	30.124	19.251	28.768	1:42.614	257	10	24.970	30.122	19.936	28.760	1:43.788	240
5	24.660	30.099	19.857	28.685	1:43.301	260	11	25.063	30.117	19.622	28.528	1:43.330	239
6	24.019	29.465	19.127	28.825	1:41.436	254	73 Tony KEOGH (WA) (33th)						
7	24.552	29.684	19.242	28.640	1:42.118	252	1	33.968	31.449	20.554	29.091	1:55.062	
8	24.356	29.514	19.339	28.471	1:41.680	252	2	25.252	30.964	20.251	29.222	1:45.689	265
9	24.408	29.980	19.024	28.785	1:42.197	255	3	25.839	31.400	20.582	29.265	1:47.086	242
10	24.191	30.118	19.977	29.059	1:43.345	254	4	25.417	31.170	20.624	29.220	1:46.431	257
11	24.300	29.364	19.124	28.272	1:41.060	257	5	25.992	31.400	20.710	29.390	1:47.492	252
12	24.184	29.425	18.909	28.177	1:40.695	254	6	26.231	32.421	20.656	2:39.271	3:58.579	247
13	24.503	29.606	19.036	28.186	1:41.331	252	7	34.269	31.592	20.398	29.004	1:55.263	
14	24.245	29.462	18.975	28.337	1:41.019	254	8	25.574	31.065	20.342	29.016	1:45.997	263
15	24.502	29.822	19.162	28.115	1:41.601	256	9	26.198	31.134	20.741	3:12.382	4:30.455	249
							10	33.262	32.193	21.019	29.125	1:55.599	
60 Ben BURKE (NSW) (12th)													
1	31.989	30.371	19.090	27.971	1:49.421		11	25.387	30.332	20.158	29.159	1:45.036	263
2	24.203	28.790	18.836	27.682	1:39.511	282	74 Paul SIMONSON (VIC) (16th)						
3	23.874	28.532	19.010	1:40.206	2:51.622	283	1	30.999	29.331	18.782	27.581	1:46.693	
4	31.076	28.628	18.490	27.309	1:45.503		2	23.801	29.008	18.607	27.642	1:39.058	273
5	23.611	28.456	18.567	27.413	1:38.047	279	3	23.567	28.786	18.841	27.550	1:38.744	273
6	23.446	28.360	18.691	27.579	1:38.076	281	4	23.497	28.792	18.770	27.598	1:38.657	271
7	23.407	30.695	19.203	28.065	1:41.370	279	5	23.591	28.679	18.771	28.373	1:39.414	264
8	23.398	28.313	18.499	27.319	1:37.529	279	6	24.583	29.620	19.116	4:12.044	5:25.363	251
9	23.357	28.145	18.617	27.298	1:37.417	278	7	37.934	29.435	19.030	27.758	1:54.157	
10	23.272	28.155	18.620	27.254	1:37.301	279	8	23.778	28.970	18.673	27.514	1:38.935	266
11	23.230	28.132	18.687	27.199	1:37.248	281	9	23.688	28.596	18.440	27.599	1:38.323	263

Chief Time Keeper - Scott Laing

Clerk of Course - Tom Williams



Computime Race Timing Systems Pty Ltd © 1996
 Licensed to Computime Race Timing Systems
COMPUTIME RACE TIMING SYSTEMS PTY LTD
www.computime.com.au

9 Timber Lane, Glen Waverley Vic 3150. Ph: 0418 17 13 17

E-mail: scott@computime.com.au





SUPPORT CLASS RESULTS

AUSTRALIAN SUPERBIKE

Qualifying 2

Date: 20/02/15
 Event: Q06
 Weather: Sunny - Temp: 22.1C
 Track: Dry - Temp: 45.5C

Started at: 16:55:01
 Laps: 30 Min
 Starters: 34
 Printed at: 17:31

PROVISIONAL SPLIT TIMES

Lap	Split 1	Split 2	Split 3	Split 4	Lap Time	Spd	Lap	Split 1	Split 2	Split 3	Split 4	Lap Time	Spd
10	<u>23.458</u>	<u>28.549</u>	18.673	<u>27.478</u>	<u>1:38.158</u>	268	5	24.108	29.118	19.001	5:01.928	6:14.155	265
11	23.722	28.562	18.575	27.683	1:38.542	263	6	34.723	32.036	19.025	27.677	1:53.461	
							7	23.922	28.905	18.781	27.446	1:39.054	265
77 Adam SENIOR (WA) (18th)							8	<u>23.637</u>	28.669	18.830	27.555	1:38.691	268
1	34.122	29.949	19.545	28.667	1:52.283		9	23.860	29.129	19.128	27.604	1:39.721	267
2	24.320	29.063	19.093	27.924	1:40.400	270	10	23.945	28.802	18.868	<u>27.419</u>	1:39.034	265
3	24.404	28.938	19.098	27.954	1:40.394	271	11	24.549	33.896	20.017	3:04.590	4:23.052	270
4	24.128	28.735	18.916	27.946	1:39.725	271	12	31.720	30.415	18.803	27.436	1:48.374	
5	25.531	32.991	19.917	28.321	1:46.760	266	13	23.692	28.796	<u>18.656</u>	27.475	<u>1:38.619</u>	263
6	24.072	29.101	19.015	27.977	1:40.165	275	14	23.853	<u>28.504</u>	18.851	27.542	1:38.750	263
7	24.014	28.617	18.975	27.840	1:39.446	270							
8	25.073	33.491	20.630	2:32.472	3:51.666	271	84 Nathan JONES (VIC) (13th)						
9	37.969	30.058	19.857	28.166	1:56.050		1	32.536	30.491	19.222	27.807	1:50.056	
10	24.169	28.705	19.167	28.056	1:40.097	272	2	23.589	28.518	18.608	27.453	1:38.168	275
11	23.908	28.711	19.088	27.888	1:39.595	270	3	23.582	28.827	18.883	27.601	1:38.893	276
12	24.843	31.072	20.228	1:21.975	2:38.118	273	4	23.567	28.638	18.721	27.472	1:38.398	273
13	34.547	29.496	19.051	27.769	1:50.863		5	23.965	29.898	19.427	27.793	1:41.083	272
14	23.909	28.494	<u>18.872</u>	<u>27.636</u>	1:38.911	272	6	23.661	34.031	19.612	2:10.734	3:28.038	274
15	<u>23.662</u>	<u>28.363</u>	18.891	27.737	<u>1:38.653</u>	273	7	31.373	29.684	19.542	28.160	1:48.759	
							8	23.737	29.102	19.222	27.564	1:39.625	271
78 Nathan SPITERI (VIC) (27th)							9	23.481	28.475	18.673	27.292	1:37.921	273
1	38.865	31.205	20.035	29.258	1:59.363		10	23.318	28.554	18.899	27.347	1:38.118	276
2	24.947	30.595	20.232	29.116	1:44.890	265	11	23.358	<u>28.365</u>	<u>18.583</u>	27.337	<u>1:37.643</u>	273
3	25.523	30.403	19.327	28.619	1:43.872	252	12	23.407	28.403	18.642	27.253	1:37.705	275
4	24.663	29.801	19.855	28.589	1:42.908	263	13	<u>23.224</u>	28.480	18.684	27.260	1:37.648	278
5	24.789	29.817	19.500	28.675	1:42.781	266	14	23.401	28.612	18.945	27.480	1:38.438	273
6	24.657	30.038	19.600	28.483	1:42.778	266	15	23.485	28.438	18.878	27.183	1:37.984	273
7	24.872	29.917	19.552	3:50.770	5:05.111	264	16	23.457	28.518	18.801	<u>27.175</u>	1:37.951	275
8	32.517	30.766	19.904	28.870	1:52.057								
9	24.864	30.222	19.499	28.544	1:43.129	261	86 Tyson JONES (VIC) (15th)						
10	<u>24.555</u>	29.768	19.458	28.313	1:42.094	263	1	35.433	29.596	19.259	27.793	1:52.081	
11	24.788	45.940	20.783	28.950	2:00.461	264	2	23.909	28.798	18.815	27.764	1:39.286	271
12	24.879	29.957	19.645	28.686	1:43.167	262	3	23.744	29.680	19.073	27.584	1:40.081	271
13	24.657	29.674	19.533	28.148	1:42.012	263	4	23.783	28.587	18.743	27.524	1:38.637	265
14	24.647	29.508	<u>19.294</u>	28.093	1:41.542	260	5	23.585	28.566	18.964	<u>27.299</u>	1:38.414	263
15	24.601	<u>29.345</u>	19.464	28.085	1:41.495	262	6	23.730	28.506	18.616	27.886	1:38.738	263
16	24.608	29.367	19.506	<u>27.928</u>	<u>1:41.409</u>	263	7	24.063	29.368	19.161	1:45.007	2:57.599	260
							8	32.622	29.767	18.809	27.757	1:48.955	
81 Chris PERINI (NSW) (17th)							9	23.698	28.708	18.669	27.561	1:38.636	261
1	46.491	30.706	19.220	28.669	2:05.086		10	23.566	<u>28.399</u>	18.598	27.491	<u>1:38.054</u>	263
2	24.313	29.455	19.158	28.497	1:41.423	271	11	23.878	28.578	18.659	27.490	1:38.605	262
3	24.372	30.003	18.928	28.091	1:41.394	270	12	24.011	28.625	18.816	27.683	1:39.135	259
4	24.351	29.237	19.161	27.731	1:40.480	270	13	24.401	30.448	19.466	1:54.592	3:08.907	260

Chief Time Keeper - Scott Laing

Clerk of Course - Tom Williams



Computime Race Timing Systems Pty Ltd © 1996
 Licensed to Computime Race Timing Systems
COMPUTIME RACE TIMING SYSTEMS PTY LTD
www.computime.com.au

9 Timber Lane, Glen Waverley Vic 3150. Ph: 0418 17 13 17

E-mail: scott@computime.com.au





SUPPORT CLASS RESULTS

AUSTRALIAN SUPERBIKE

Qualifying 2

Date: 20/02/15
 Event: Q06
 Weather: Sunny - Temp: 22.1C
 Track: Dry - Temp: 45.5C

Started at: 16:55:01
 Laps: 30 Min
 Starters: 34
 Printed at: 17:31

PROVISIONAL SPLIT TIMES

Lap	Split 1	Split 2	Split 3	Split 4	Lap Time	Spd	Lap	Split 1	Split 2	Split 3	Split 4	Lap Time	Spd
14	37.522	29.921	19.126	27.472	1:54.041		2	23.294	27.963	18.381	27.093	1:36.731	271
15	23.890	28.796	18.593	27.810	1:39.089	268	3	23.036	29.044	18.428	27.192	1:37.700	285
16	23.513	28.522	18.876	27.944	1:38.855	263	4	22.923	28.120	18.356	27.113	1:36.512	286
							5	23.000	28.128	18.576	27.179	1:36.883	285
88 Sloan FROST (NZ) (8th)							6	23.199	28.788	18.522	2:15.863	3:26.372	283
1	34.137	29.767	19.125	27.533	1:50.562		7	39.471	32.733	19.308	27.786	1:59.298	
2	23.198	28.244	18.397	27.079	1:36.918	288	8	23.389	28.597	18.518	27.124	1:37.628	282
3	23.322	28.673	18.498	27.185	1:37.678	288	9	23.194	28.438	18.577	27.540	1:37.749	284
4	22.985	27.923	18.560	26.995	1:36.463	287	10	23.412	28.439	18.726	1:28.524	2:39.101	283
5	23.335	34.293	22.342	4:20.589	5:40.559	286							
6	32.882	29.266	18.729	27.144	1:48.021		98 Evan BYLES (SA) (21th)						
7	23.006	28.390	18.422	30.022	1:39.840	285	1	32.961	31.629	19.834	28.458	1:52.882	
8	22.888	27.815	18.135	26.952	1:35.790	286	2	24.620	29.365	19.178	27.869	1:41.032	262
9	22.511	27.738	18.186	26.937	1:35.372	290	3	24.712	29.332	19.225	27.928	1:41.197	262
10	22.712	27.855	18.119	26.786	1:35.472	284	4	24.240	29.313	19.576	27.972	1:41.101	267
11	22.637	27.605	18.220	26.843	1:35.305	285	5	24.458	29.271	19.056	27.849	1:40.634	269
12	25.540	31.062	18.406	27.105	1:42.113	267	6	24.418	29.436	19.131	27.965	1:40.950	267
13	22.644	27.702	18.399	27.175	1:35.920	289	7	24.404	29.429	19.229	3:48.663	5:01.725	257
14	22.746	27.768	18.392	26.971	1:35.877	286	8	34.767	30.454	19.423	1:23.402	2:48.046	
15	25.099	36.411	18.830	26.951	1:47.291	269	9	35.343	29.629	18.970	27.996	1:51.938	
16	22.684	27.765	18.115	26.913	1:35.477	287	10	24.320	29.388	18.927	27.689	1:40.324	273
							11	24.400	29.356	19.103	28.287	1:41.146	272
89 Ryan HAMPTON (NZ) (19th)							12	24.534	28.816	18.910	27.587	1:39.847	265
1	36.199	30.779	20.184	28.625	1:55.787		13	24.221	28.847	18.872	27.557	1:39.497	271
2	24.690	29.879	19.313	28.086	1:41.968	258	14	24.096	28.816	18.819	27.587	1:39.318	270
3	24.285	29.398	19.298	28.029	1:41.010	273	15	24.217	28.676	18.997	27.574	1:39.464	269
4	24.405	29.316	18.836	1:50.287	3:02.844	276							
5	32.750	30.306	19.161	27.938	1:50.155		99 Sophie LOVETT (NSW) (26th)						
6	24.278	29.448	19.149	27.972	1:40.847	273	1	35.099	31.579	20.177	29.064	1:55.919	
7	24.406	29.026	18.864	27.669	1:39.965	275	2	25.066	30.583	20.135	28.942	1:44.726	264
8	24.170	28.738	18.710	27.615	1:39.233	271	3	24.928	29.694	19.428	28.827	1:42.877	256
9	23.952	28.928	18.997	27.507	1:39.384	275	4	24.826	29.663	19.929	28.275	1:42.693	262
10	23.879	28.803	19.105	27.744	1:39.531	275	5	24.611	29.414	19.438	28.133	1:41.596	262
11	23.957	28.596	18.962	27.389	1:38.904	257	6	24.804	29.870	19.971	1:39.991	2:54.636	258
12	24.027	28.609	18.928	27.685	1:39.249	276	7	34.521	30.621	19.821	29.110	1:54.073	
13	24.025	28.938	18.902	27.588	1:39.453	277	8	24.487	29.575	19.943	5:42.028	6:56.033	257
14	23.746	28.886	18.914	27.631	1:39.177	265	9	32.422	30.472	19.989	28.686	1:51.569	
15	24.208	28.893	18.979	27.775	1:39.855	280	10	24.817	29.781	19.612	28.413	1:42.623	251
16	24.042	28.831	19.221	28.003	1:40.097	273	11	24.288	29.685	19.558	28.218	1:41.749	265
17	24.145	28.801	19.456	27.616	1:40.018	271	12	24.461	29.270	19.272	28.013	1:41.016	261
							13	24.352	29.297	19.262	27.938	1:40.849	259
96 Mathew HARDING (NSW) (10th)							14	24.308	29.292	19.165	28.163	1:40.928	262
1	30.290	29.047	18.924	27.360	1:45.621								

The results are provisional until the end of the time limit for protests and appeals.

Scott Laing

Chief Time Keeper - Scott Laing

Tom Williams

Clerk of Course - Tom Williams



Computime Race Timing Systems Pty Ltd © 1996
 Licensed to Computime Race Timing Systems
COMPUTIME RACE TIMING SYSTEMS PTY LTD
www.computime.com.au

9 Timber Lane, Glen Waverley Vic 3150. Ph: 0418 17 13 17

E-mail: scott@computime.com.au





SUPPORT CLASS RESULTS

AUSTRALIAN SUPERBIKE

Qualifying 2

Date: 20/02/15
 Event: Q06
 Weather: Sunny - Temp: 22.1C
 Track: Dry - Temp: 45.5C

Started at: 16:55:01
 Laps: 30 Min
 Starters: 34
 Printed at: 17:31

PROVISIONAL FASTEST LAPS SEQUENCE

Race Time	No	Name	Machine	Fastest Lap	On Lap
1:47.914	27	Jamie STAUFFER (NSW)	Honda CBR RR SP	1:43.835	1
3:22.372	27	Jamie STAUFFER (NSW)	Honda CBR RR SP	1:34.458	2
4:56.691	27	Jamie STAUFFER (NSW)	Honda CBR RR SP	1:34.319	3
14:05.719	25	Daniel FALZON (SA)	Yamaha YZF-R1	1:34.308	7
14:25.129	17	Troy HERFOSS (NSW)	Honda CBR RR SP	1:34.275	7
15:43.120	16	Josh HOOK (NSW)	Honda CBR RR SP	1:34.256	8
16:39.357	27	Jamie STAUFFER (NSW)	Honda CBR RR SP	1:33.054	8

The results are provisional until the end of the time limit for protests and appeals.

Scott Laing
 Chief Time Keeper - Scott Laing

Tom Williams
 Clerk of Course - Tom Williams



Computime Race Timing Systems Pty Ltd © 1996
 Licensed to Computime Race Timing Systems
COMPUTIME RACE TIMING SYSTEMS PTY LTD
www.computime.com.au

9 Timber Lane, Glen Waverley Vic 3150. Ph: 0418 17 13 17

E-mail: scott@computime.com.au





SUPPORT CLASS RESULTS

AUSTRALIAN SUPERBIKE

Qualifying 2

Date: 20/02/15
 Event: Q06
 Weather: Sunny - Temp: 22.1C
 Track: Dry - Temp: 45.5C

Started at: 16:55:01
 Laps: 30 Min
 Starters: 34
 Printed at: 17:31

PROVISIONAL BEST PARTIAL TIMES

Pos	Split 1		Split 2		Split 3		Split 4		LAP		Ideal	Fastest
	Name	Time	Name	Time	Name	Time	Name	Time	Name	Time		
1	J. STAUFFER	22.115	J. STAUFFER	26.900	J. STAUFFER	17.697	D. FALZON	26.055	J. STAUFFER	1:32.849	1:33.054	
2	J. HOOK	22.395	J. HOOK	27.095	T. HERFOSS	17.746	J. STAUFFER	26.137	J. HOOK	1:33.479	1:33.667	
3	T. HERFOSS	22.396	T. HERFOSS	27.171	J. HOOK	17.802	J. HOOK	26.187	T. HERFOSS	1:33.682	1:34.196	
4	M. JONES	22.458	S. CONDON	27.304	S. CONDON	17.855	S. CONDON	26.326	D. FALZON	1:33.989	1:34.308	
5	D. FALZON	22.511	D. FALZON	27.400	L. MAGEE	18.001	T. HERFOSS	26.369	S. CONDON	1:34.159	1:34.313	
6	S. FROST	22.511	L. MAGEE	27.417	D. FALZON	18.023	L. MAGEE	26.433	L. MAGEE	1:34.461	1:34.666	
7	L. MAGEE	22.610	S. FROST	27.605	P. LOVETT	18.093	M. JONES	26.557	M. JONES	1:34.811	1:35.300	
8	S. CONDON	22.674	M. JONES	27.651	S. FROST	18.115	B. HENRY	26.752	S. FROST	1:35.017	1:35.305	
9	P. LOVETT	22.920	P. LOVETT	27.864	M. JONES	18.145	S. FROST	26.786	P. LOVETT	1:35.813	1:36.051	
10	M. HARDING	22.923	B. HENRY	27.879	B. BURKE	18.303	P. LOVETT	26.936	B. HENRY	1:36.003	1:36.539	
11	B. HENRY	23.054	M. HARDING	27.963	B. HENRY	18.318	B. BURKE	27.048	M. HARDING	1:36.335	1:36.512	
12	N. JONES	23.224	B. BURKE	28.132	M. HARDING	18.356	C. HERN	27.063	B. BURKE	1:36.713	1:37.124	
13	B. BURKE	23.230	A. SENIOR	28.363	P. SIMONSON	18.440	M. HARDING	27.093	N. JONES	1:37.347	1:37.643	
14	P. SIMONSON	23.458	N. JONES	28.365	C. HERN	18.521	N. JONES	27.175	C. HERN	1:37.547	1:37.809	
15	T. JONES	23.513	T. JONES	28.399	N. JONES	18.583	T. JONES	27.299	T. JONES	1:37.804	1:38.054	
16	C. HERN	23.533	C. HERN	28.430	T. JONES	18.593	R. HAMPTON	27.389	P. SIMONSON	1:37.925	1:38.158	
17	C. PERINI	23.637	C. PERINI	28.504	C. PERINI	18.656	C. PERINI	27.419	C. PERINI	1:38.216	1:38.619	
18	A. SENIOR	23.662	P. SIMONSON	28.549	R. HAMPTON	18.710	P. SIMONSON	27.478	R. HAMPTON	1:38.441	1:38.904	
19	R. HAMPTON	23.746	R. HAMPTON	28.596	E. BYLES	18.819	E. BYLES	27.557	A. SENIOR	1:38.533	1:38.653	
20	D. BARKER	23.765	D. BARKER	28.659	A. SENIOR	18.872	D. BARKER	27.560	D. BARKER	1:38.915	1:39.081	
21	P. CZAJ	23.989	E. BYLES	28.676	C. BROOKS	18.909	A. SENIOR	27.636	E. BYLES	1:39.148	1:39.318	
22	C. BROOKS	24.019	P. BERRY	29.008	D. BARKER	18.931	P. BERRY	27.662	P. CZAJ	1:39.955	1:40.235	
23	J. IVKOVIC	24.066	P. CZAJ	29.085	P. CZAJ	19.040	P. CZAJ	27.841	P. BERRY	1:40.080	1:40.254	
24	E. BYLES	24.096	S. LOVETT	29.270	J. IVKOVIC	19.093	J. IVKOVIC	27.918	C. BROOKS	1:40.407	1:40.695	
25	P. BERRY	24.163	S. MION	29.317	S. LOVETT	19.165	N. SPITERI	27.928	J. IVKOVIC	1:40.513	1:40.567	
26	S. MION	24.196	N. SPITERI	29.345	P. BERRY	19.247	S. LOVETT	27.938	S. LOVETT	1:40.661	1:40.849	
27	S. LOVETT	24.288	C. BROOKS	29.364	N. SPITERI	19.294	S. MION	28.107	N. SPITERI	1:41.122	1:41.409	
28	A. FLEMING	24.351	J. IVKOVIC	29.436	A. FLEMING	19.296	C. BROOKS	28.115	S. MION	1:41.125	1:41.462	
29	N. SPITERI	24.555	A. FLEMING	29.751	S. MION	19.505	A. FLEMING	28.258	A. FLEMING	1:41.656	1:41.656	
30	R. ELLIS	24.659	C. MASTERTO	30.045	C. MASTERTO	19.622	G. SMITH	28.490	C. MASTERTO	1:43.165	1:43.330	
31	C. MASTERTO	24.970	R. ELLIS	30.211	G. SMITH	19.680	C. MASTERTO	28.528	G. SMITH	1:43.754	1:44.704	
32	G. SMITH	25.190	T. KEOGH	30.332	T. KEOGH	20.158	R. ELLIS	28.906	R. ELLIS	1:43.935	1:44.090	
33	T. KEOGH	25.252	G. SMITH	30.394	R. ELLIS	20.159	T. KEOGH	29.004	T. KEOGH	1:44.746	1:45.036	
34	M. MORALEE	25.764	M. MORALEE	31.179	M. MORALEE	20.207	M. MORALEE	29.303	M. MORALEE	1:46.453	1:46.687	

The results are provisional until the end of the time limit for protests and appeals.

Scott Laing
 Chief Time Keeper - Scott Laing

Tom Williams
 Clerk of Course - Tom Williams



Computime Race Timing Systems Pty Ltd © 1996
 Licensed to Computime Race Timing Systems
COMPUTIME RACE TIMING SYSTEMS PTY LTD
www.computime.com.au

9 Timber Lane, Glen Waverley Vic 3150. Ph: 0418 17 13 17

E-mail: scott@computime.com.au





SUPPORT CLASS RESULTS

AUSTRALIAN SUPERBIKE

Overall Qualifying

PROVISIONAL MERGED CLASSIFICATION

Date: 20/02/15

Printed at: 17:31

Pos	No	Gr	Name	Machine	Event Q02	Event Q06	Fastest Lap
1	27	A	Jamie STAUFFER (NSW) / Team Honda Racing	Honda CBR RR SP	1:33.078	1:33.054	1:33.054
2	17	A	Troy HERFOSS (NSW) / Team Honda Racing	Honda CBR RR SP	1:33.276	1:34.196	1:33.276
3	26	A	Sean CONDON (NSW) / Bikebiz / Ipone / Swann Insurance Racing	Kawasaki ZX10R	1:33.341	1:34.313	1:33.341
4	16	A	Josh HOOK (NSW) / Team Honda Racing	Honda CBR RR SP	1:34.154	1:33.667	1:33.667
5	25	A	Daniel FALZON (SA) / JD Racing / Caterpillar	Yamaha YZF-R1	1:34.587	1:34.308	1:34.308
6	38	A	Linden MAGEE (QLD) / LMR BMW	BMW HP4	1:34.944	1:34.666	1:34.666
7	46	A	Michael JONES (QLD) / Australian Outdoor Living / Cube Racing Team	Kawasaki ZX10R	1:35.011	1:35.300	1:35.011
8	88	A	Sloan FROST (NZ) / Next Gen Motorsports	BMW S RR	1:35.253	1:35.305	1:35.253
9	89	A	Ryan HAMPTON (NZ) / Next Gen Motorsports	BMW S RR	1:35.975	1:38.904	1:35.975
10	96	A	Mathew HARDING (NSW) / K&R Hydraulics / Kawasaki Connection	Kawasaki ZX10R	1:35.980	1:36.512	1:35.980
11	19	A	Phil LOVETT (NSW) / Cessnock M-cycles	Kawasaki ZX10R	1:36.141	1:36.051	1:36.051
12	18	A	Ben HENRY (QLD) / Australian Outdoor Living / Motul / Pirelli / Leda	Kawasaki ZX10R	1:36.251	1:36.539	1:36.251
13	60	A	Ben BURKE (NSW) / SA Kawasaki / BC Performance	Kawasaki ZX10R	1:36.764	1:37.124	1:36.764
14	74	A	Paul SIMONSON (VIC) / Race Center / Acclaim Accident Repair	Aprilia RSV4	1:37.132	1:38.158	1:37.132
15	84	A	Nathan JONES (VIC) / 3J Racing / Glythan	Kawasaki ZX10R	1:37.585	1:37.643	1:37.585
16	86	A	Tyson JONES (VIC) / 3J Racing / Glythan	Kawasaki ZX10R	1:37.693	1:38.054	1:37.693
17	24	A	Chas HERN (VIC) / EBR Australia	EBR RX		1:37.809	1:37.809
18	3	B	David BARKER (VIC)	Kawasaki ZX10R	1:38.589	1:39.081	1:38.589
19	81	A	Chris PERINI (NSW) / Ramico Racing	Ducati Panigale	1:39.071	1:38.619	1:38.619
20	77	A	Adam SENIOR (WA) / Boreclean / Silkolene	Suzuki GSX-R	1:39.805	1:38.653	1:38.653
21	11	C	Phillip CZAJ (VIC) / 4SR Australia / CR Shop	Aprilia RSV4 F	1:38.939	1:40.235	1:38.939
22	98	A	Evan BYLES (SA) / SA Kawasaki / BC Performance	Kawasaki ZX10R	1:39.142	1:39.318	1:39.142
23	23	B	Peter BERRY (VIC)	Kawasaki ZX10R	1:39.622	1:40.254	1:39.622
24	99	B	Sophie LOVETT (NSW)	Kawasaki ZX10R	1:39.686	1:40.849	1:39.686
25	42	B	Jason IVKOVIC (SA) / Ivko Racing / Edlan Freight / RTC Group	Suzuki GSX-R	1:40.616	1:40.567	1:40.567
26	55	C	Colin BROOKS (VIC) / Arc Electrical	Aprilia RSV4	1:41.221	1:40.695	1:40.695
27	78	C	Nathan SPITERI (VIC) / Livson Construction Services	Honda CBR RR SP	1:41.780	1:41.409	1:41.409
28	20	B	Stephen MION (VIC) / Bulleen Health and Fitness	Kawasaki ZX10R	1:41.965	1:41.462	1:41.462
29	65	D	Clint MASTERTON (NSW) / Sydney Showers / Sydney Seadoo	Kawasaki ZX10R	1:41.560	1:43.330	1:41.560
30	21	B	Ashley FLEMING (WA) / Rick Gill's M-cycles	Suzuki GSX-R	1:42.507	1:41.656	1:41.656
31	33	B	Richard ELLIS (VIC) / CFA Recruitment / iMoto / Nzi Helmets	BMW S RR	1:41.808	1:44.090	1:41.808
32	73	B	Tony KEOGH (WA) / Penrite Oil / Chain Reaction M-cycles	BMW SRR	1:44.076	1:45.036	1:44.076
33	12	C	Gary SMITH (SA) / Yamaha World / Dunlop / Ipone	Kawasaki ZX10R	1:44.111	1:44.704	1:44.111
34	53	C	Michael MORALEE (WA)	BMW S RR	1:45.872	1:46.687	1:45.872

*** ALL RIDERS QUALIFY ***

The results are provisional until the end of the time limit for protests and appeals.

Chief Time Keeper - Scott Laing

Clerk of Course - Tom Williams




Computime Race Timing Systems Pty Ltd © 1996
Licensed to Computime Race Timing Systems

COMPUTIME RACE TIMING SYSTEMS PTY LTD
www.computime.com.au

9 Timber Lane, Glen Waverley Vic 3150. Ph: 0418 17 13 17

E-mail: scott@computime.com.au





SUPPORT CLASS RESULTS

AUSTRALIAN SUPERBIKE

PROVISIONAL MERGED GRID SHEET

Date: 20/02/15

Printed at: 17:31



1	27 J. STAUFFER 1:33.054	17 T. HERFOSS 1:33.276	26 S. CONDON 1:33.341
2	16 J. HOOK 1:33.667	25 D. FALZON 1:34.308	38 L. MAGEE 1:34.666
3	46 M. JONES 1:35.011	88 S. FROST 1:35.253	89 R. HAMPTON 1:35.975
4	96 M. HARDING 1:35.980	19 P. LOVETT 1:36.051	18 B. HENRY 1:36.251
5	60 B. BURKE 1:36.764	74 P. SIMONSON 1:37.132	84 N. JONES 1:37.585
6	86 T. JONES 1:37.693	24 C. HERN 1:37.809	3 D. BARKER 1:38.589
7	81 C. PERINI 1:38.619	77 A. SENIOR 1:38.653	11 P. CZAJ 1:38.939
8	98 E. BYLES 1:39.142	23 P. BERRY 1:39.622	99 S. LOVETT 1:39.686
9	42 J. IVKOVIC 1:40.567	55 C. BROOKS 1:40.695	78 N. SPITERI 1:41.409

Scott Laing

Chief Time Keeper - Scott Laing

Tom Williams

Clerk of Course - Tom Williams



Computime Race Timing Systems Pty Ltd © 1996
Licensed to Computime Race Timing Systems
COMPUTIME RACE TIMING SYSTEMS PTY LTD
www.computime.com.au

9 Timber Lane, Glen Waverley Vic 3150. Ph: 0418 17 13 17

E-mail: scott@computime.com.au





SUPPORT CLASS RESULTS
AUSTRALIAN SUPERBIKE

PROVISIONAL MERGED GRID SHEET

Date: 20/02/15

Printed at: 17:31

10	28 S. MION 1:41.462	29 C. MASTERTON 1:41.560	30 A. FLEMING 1:41.656
11	31 R. ELLIS 1:41.808	32 T. KEOGH 1:44.076	33 G. SMITH 1:44.111
12	34 M. MORALEE 1:45.872		

*** ALL RIDERS QUALIFY ***

The results are provisional until the end of the time limit for protests and appeals.

Scott Laing
 Chief Time Keeper - Scott Laing

Tom Williams
 Clerk of Course - Tom Williams



Computime Race Timing Systems Pty Ltd © 1996
 Licensed to Computime Race Timing Systems
COMPUTIME RACE TIMING SYSTEMS PTY LTD
www.computime.com.au

9 Timber Lane, Glen Waverley Vic 3150. Ph: 0418 17 13 17

E-mail: scott@computime.com.au

